

# BGC-Greater Milwaukee: Dr. Howard Fuller Collegiate Academy

Grades: 9-12

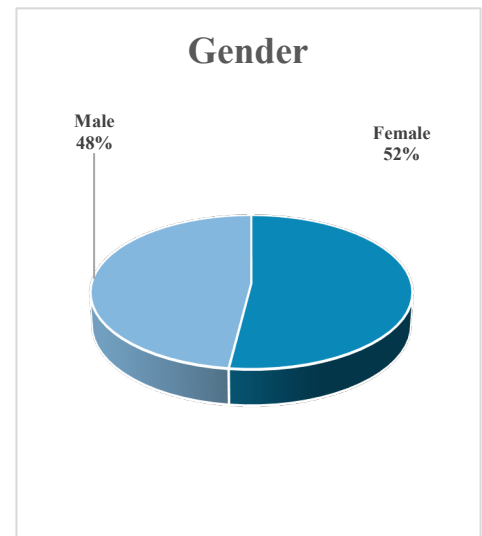
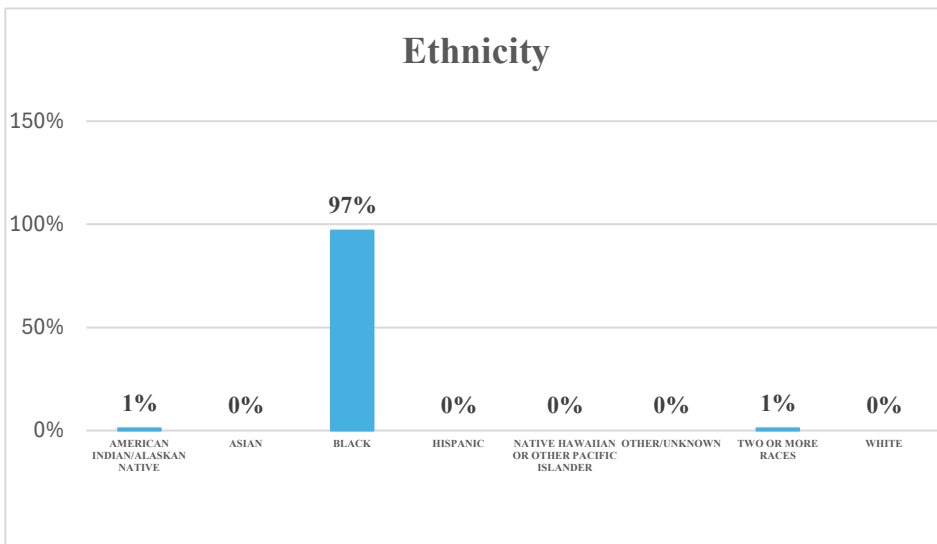
Member Served : 225



This site served a total of 225 members in 2024-25 school year. These members attended CLC an average of 142 days.

1-29 Days	30-59 Days	60-89 Days	90+ Days	Total
6	36	71	112	225

## Member Demographics:



Grade Level Served	
7	1
8	0
9	94
10	73
11	41
12	16

Economically Disadvantaged
<b>100%</b>

English Learners
<b>1%</b>

Members W/ Disabilities
<b>0%</b>

**Outcome Measures:**

**Assessments:**

No Reading Assessment Data Available.

100% of Dr. Howard Fuller CLC's Frequent Attenders reported a 1 to 2 score level increase in the Forward Math Exam.

**Attendance:**

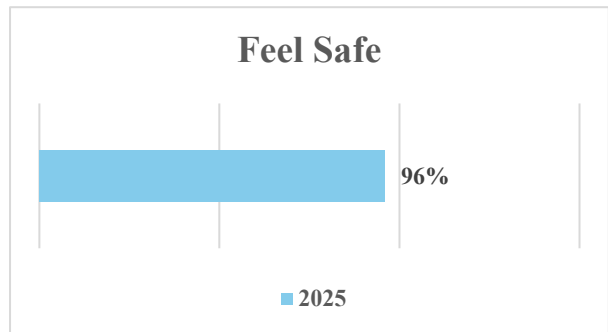
47% of Dr. Howard Fuller CLC's Frequent Attenders reported a steady Day School attendance rate of 85% or more and/or Increased their attendance rate 90%.

**School Engagement:**

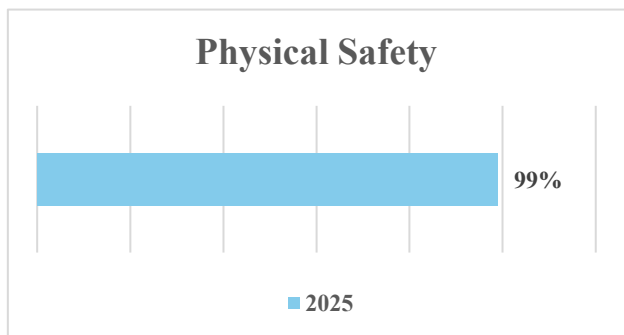
3% of Dr. Howard Fuller CLC's Frequent attenders reported a steady or increased GPA of 0.1 or higher compared to 0% of member who attended 29 or less days.

**Member Experience:**

96% of Dr. Howard Fuller's members feel safe from harm at the club.



99% of members say they feel safe at Dr. Howard Fuller CLC then any other place they frequented .



96% of Dr. Howard Fuller's members state that they enjoy coming to this club.

