

BGC-Greater Milwaukee: Northwest Catholic CLC

Grades: **K4-8**

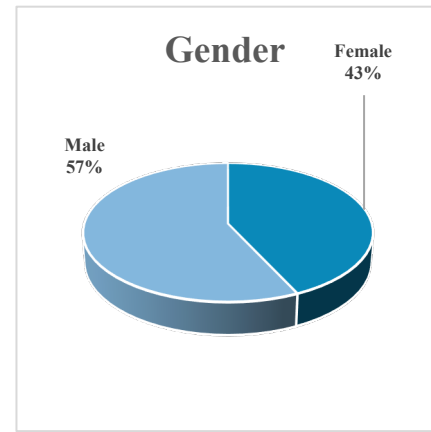
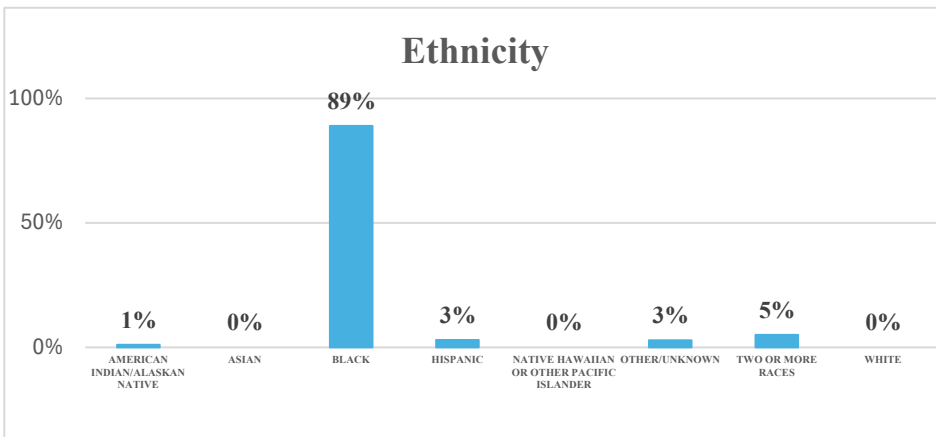
Member Served : **107**



This site served a total of 107 members in 2024-25 school year. These members attended CLC an average of 175 days.

| 1-29 Days | 30-59 Days | 60-89 Days | 90+ Days | Total |
|-----------|------------|------------|----------|-------|
| 10 | 7 | 8 | 82 | 107 |

Member Demographics:



| Grade Level Served | |
|--------------------|----|
| PK | 7 |
| K | 6 |
| 1 | 10 |
| 2 | 13 |
| 3 | 18 |
| 4 | 13 |
| 5 | 12 |
| 6 | 8 |
| 7 | 11 |
| 8 | 8 |
| 9 | 1 |

| Economically Disadvantaged |
|----------------------------|
| 38% |

| English Learners |
|------------------|
| 0% |

| Members W/ Disabilities |
|-------------------------|
| 1% |

Outcome Measures:

Assessments:

2% of Northwest Catholic CLC's Frequent Attenders reported a 1 to 2 score level increase in the Forward Reading/Language Art Exam.

4% of Northwest Catholic CLC's Frequent Attenders reported a 1 to 2 score level increase in the Forward Math Exam.

Attendance:

50% of Northwest Catholic CLC's Frequent Attenders reported a steady Day School attendance rate of 85% or more and/or Increased their attendance rate 90%.

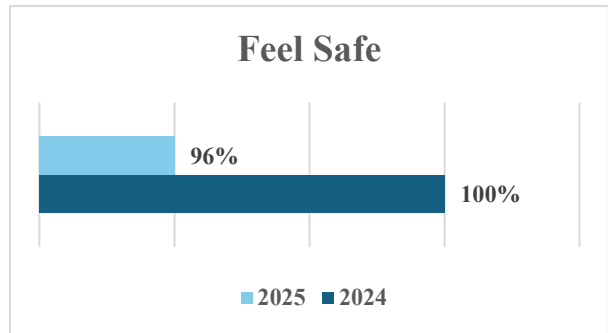
School Engagement:

75% of Northwest Catholic CLC's Frequent attenders reported a steady or increased GPA of 0.1 or higher compared to 0% of member who attended 29 or less days

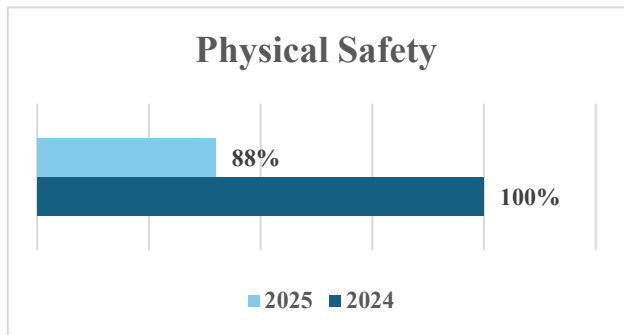
38% of Northwest Catholic CLC's Frequent Attenders Teacher's reported an increase in classroom participation & graded learning.

Member Experience:

96% of Northwest Catholic 's members feel safe from harm at the club.



88% of members say they feel safe at Northwest Catholic CLC then any other place they frequented.



87% of Northwest Catholic 's members state that they enjoy coming to this club.

