

# BGC-Greater Milwaukee: Notre Dame School CLC

Grades: **K4-5**

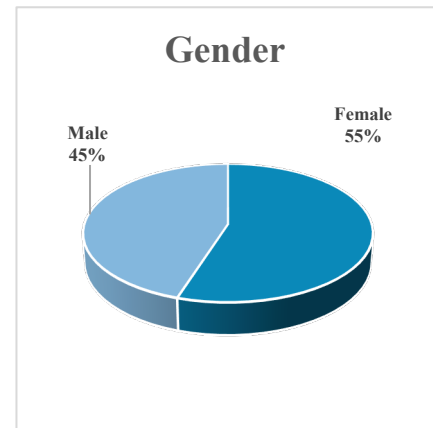
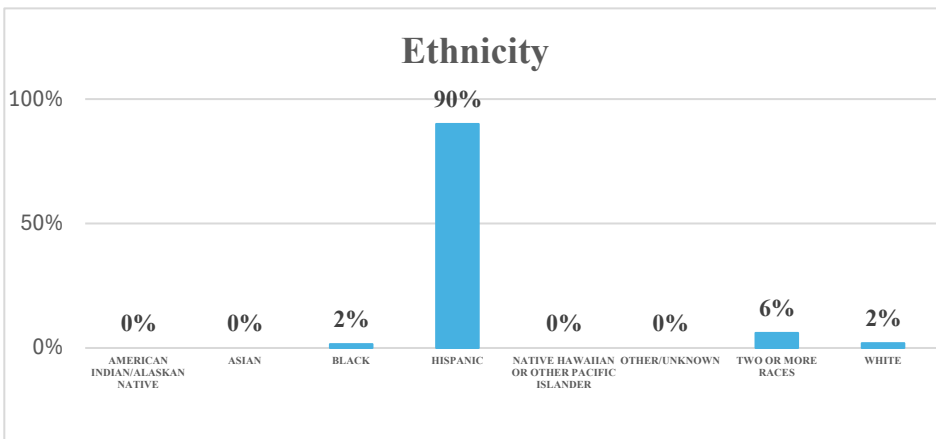
Member Served : **145**



This site served a total of 145 members in 2024-25 school year. These members attended CLC an average of 151 days.

| 1-29 Days | 30-59 Days | 60-89 Days | 90+ Days | Total |
|-----------|------------|------------|----------|-------|
| 11        | 15         | 33         | 86       | 145   |

## Member Demographics:



| Grade Level Served |    |
|--------------------|----|
| <b>PK</b>          | 13 |
| <b>K</b>           | 19 |
| <b>1</b>           | 28 |
| <b>2</b>           | 29 |
| <b>3</b>           | 27 |
| <b>4</b>           | 29 |

| Economically Disadvantaged |
|----------------------------|
| <b>100%</b>                |

| English Learners |
|------------------|
| <b>26%</b>       |

| Members W/ Disabilities |
|-------------------------|
| <b>3%</b>               |

## Outcome Measures:

### Assessments:

39% of Notre Dame CLC's Frequent Attenders saw an 1 or more point increase in their Post LitArt Assessment scores compared to their Pre LitArt Assessment.

**Attendance:**

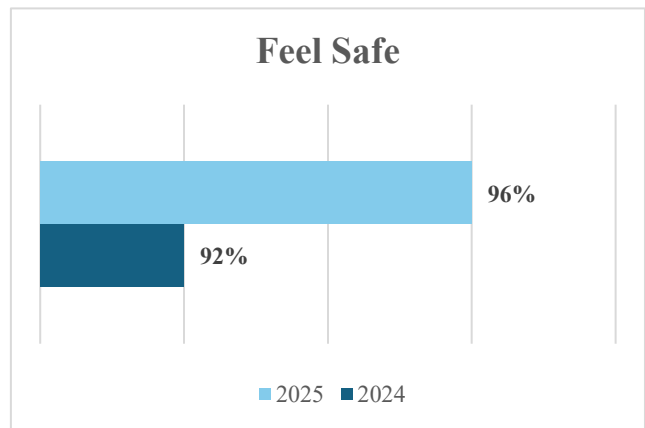
92% of Notre Dame CLC's Frequent Attenders reported a steady Day School attendance rate of 85% or more and/or Increased their attendance rate 90%.

**School Engagement:**

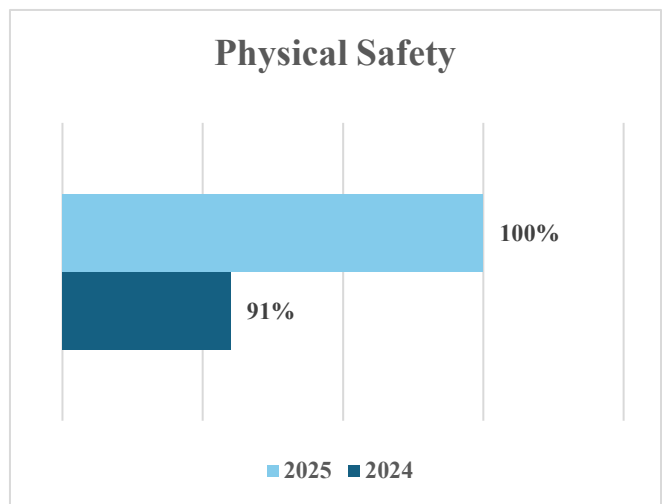
77% of Notre Dame CLC's Frequent Attenders Teacher's reported an increase in classroom participation & graded learning.

**Member Experience:**

96% of Notre Dame's members feel safe from harm at the club compared 92% last year.



100% of members say they feel safe at Notre Dame CLC then any other place they frequented compared to the 91% of members last year.



100% of Notre Dame's members state that they enjoy coming to this club just like last Year.

