

BGC-Greater Milwaukee: Pilgrim Lutheran CLC

Grades: K4-8

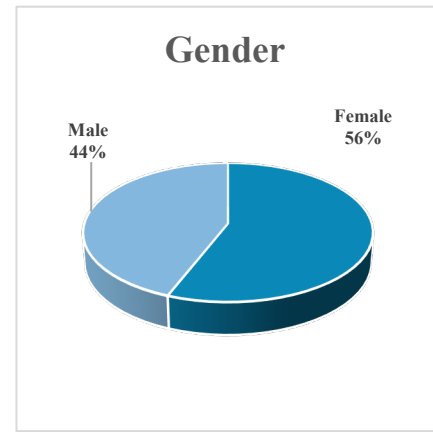
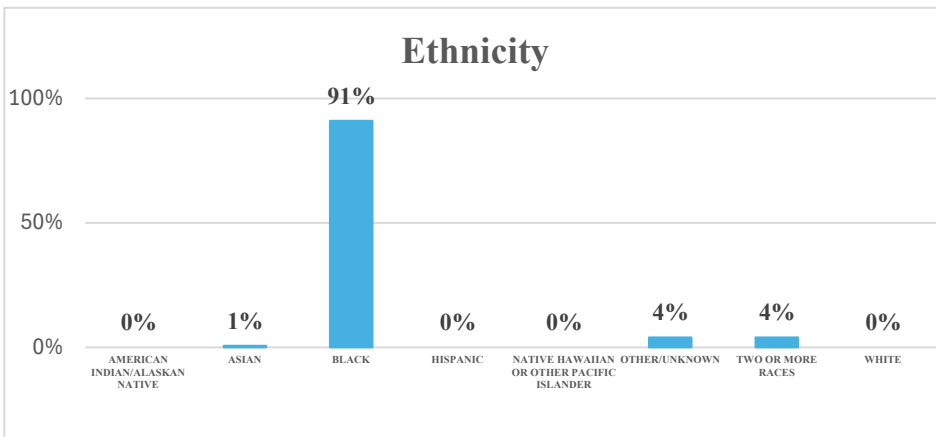
Member Served : 79



This site served a total of 79 members in 2024-25 school year. These members attended CLC an average of 156 days.

1-29 Days	30-59 Days	60-89 Days	90+ Days	Total
1	7	7	64	79

Member Demographics:



Grade Level Served	
PK	6
K	3
1	7
2	11
3	8
4	6
5	12
6	10
7	10
8	6

Economically Disadvantaged
96%

English Learners
3%

Members W/ Disabilities
1%

Outcome Measures:

Assessments:

9% of Pilgrim Lutheran CLC's Frequent Attenders reported a 1 to 2 score level increase in the Forward Reading/Language Art Exam.

12% of Pilgrim Lutheran CLC's Frequent Attenders reported a 1 to 2 score level increase in the Forward Math Exam.

Attendance:

70% of Pilgrim Lutheran CLC's Frequent Attenders reported a steady Day School attendance rate of 85% or more and/or Increased their attendance rate 90%.

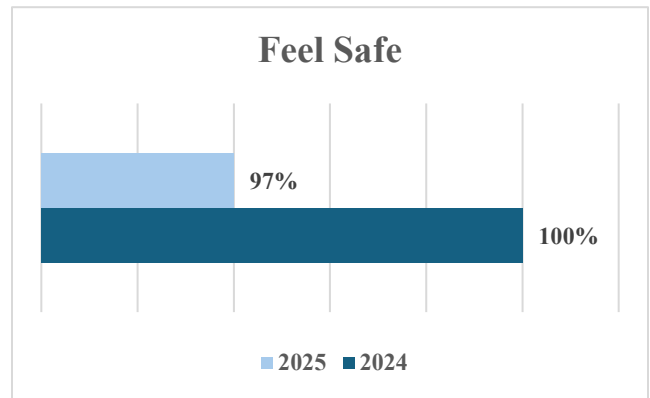
School Engagement:

81% of Pilgrim Lutheran CLC's Frequent attenders reported a steady or increased GPA of 0.1 or higher.

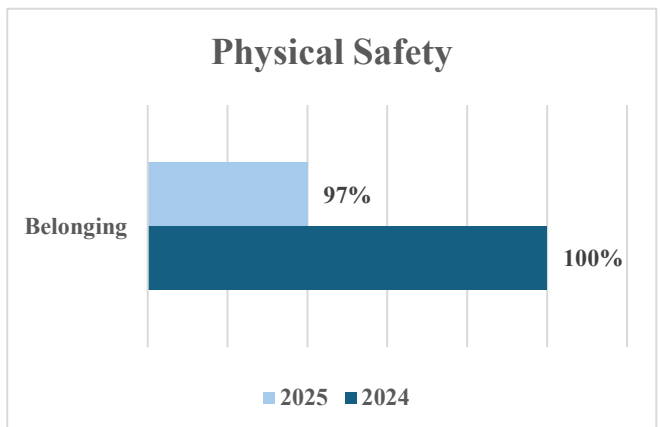
70% of Pilgrim Lutheran CLC's Frequent Attenders Teacher's reported an increase in classroom participation & graded learning.

Member Experience:

97% of Pilgrim Lutheran's members feel safe from harm at the club.



97% of members say they feel safe at Pilgrim Lutheran CLC then any other place they frequented.



100% of Pilgrim Lutheran's members state that they enjoy coming to this club just like last Year.

