

**BGC-Greater Milwaukee: Prince of Peace CLC**

Grades: **K4-8**

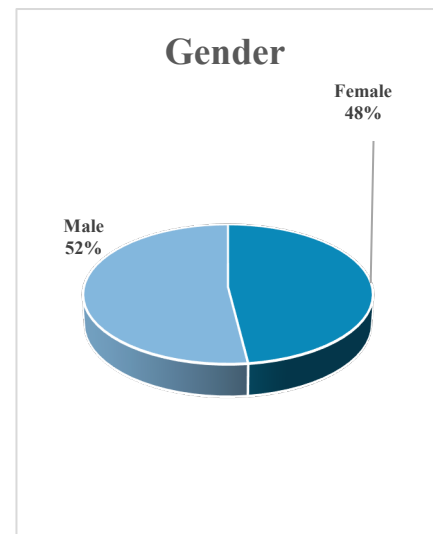
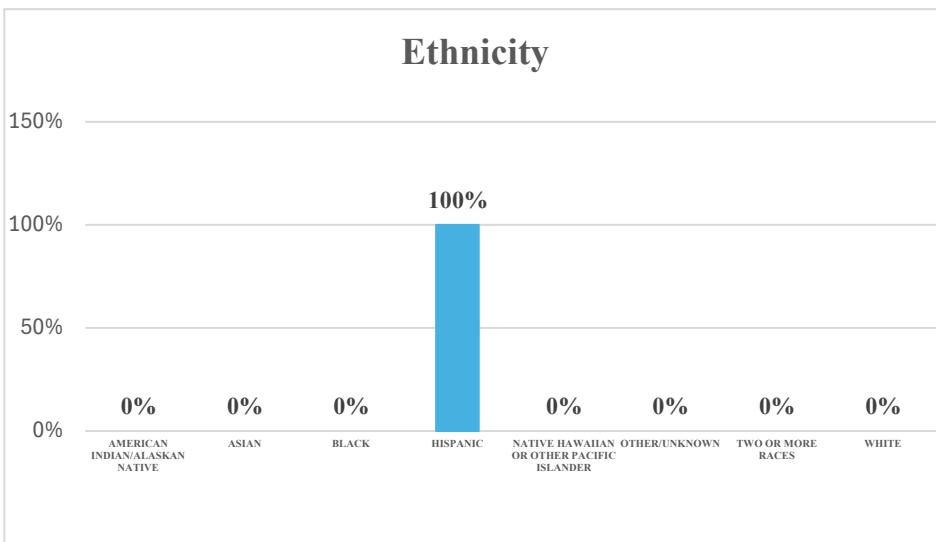
Member Served : **115**



This site served a total of 115 members in 2024-25 school year. These members attended CLC an average of 158 days.

1-29 Days	30-59 Days	60-89 Days	90+ Days	Total
20	14	15	66	115

**Member Demographics:**



Grade Level Served	
<b>PK</b>	0
<b>K</b>	11
<b>1</b>	14
<b>2</b>	12
<b>3</b>	11
<b>4</b>	21
<b>5</b>	17
<b>6</b>	10
<b>7</b>	10
<b>8</b>	9

Economically Disadvantaged

**97%**

English Learners

**31%**

Members W/ Disabilities

**0%**

**Outcome Measures:**

**Assessments:**

5% of Prince of Peace CLC's Frequent Attenders reported a 1 to 2 score level increase in the Forward Reading/Language Art Exam.

5% of Prince of Peace CLC's Frequent Attenders reported a 1 to 2 score level increase in the Forward Math Exam.

**Attendance:**

46% of Prince of Peace CLC's Frequent Attenders reported a steady Day School attendance rate of 85% or more and/or Increased their attendance rate 90%.

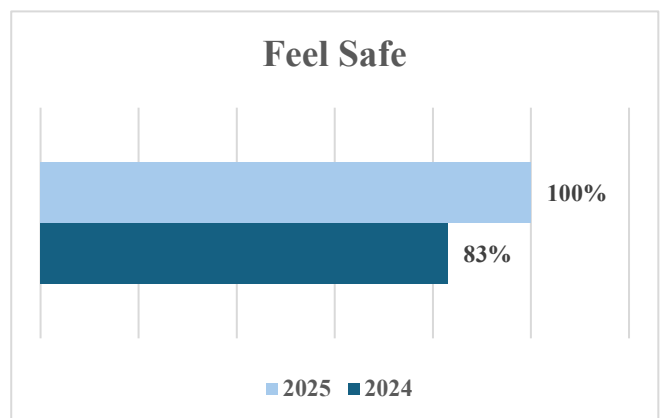
**School Engagement:**

87% Prince of Peace CLC's of Frequent attenders reported a steady or increased GPA of 0.1 or higher.

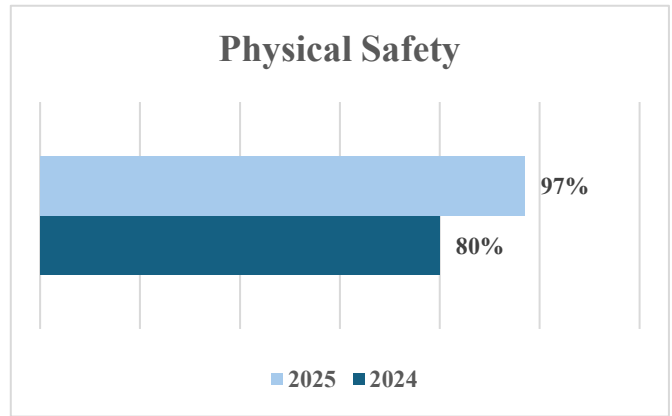
67% of Prince of Peace CLC's Frequent Attenders Teacher's reported an increase in classroom participation & graded learning.

**Member Experience:**

100% of Prince of Peace's members feel safe from harm at the club compared 73% last year.



97% of members say they feel safe at Prince of Peace CLC then any other place they frequented compared to the 80% of members last year.



80% of Prince of Peace's members state that they enjoy coming to this club compared to the 84% last Year.

