

# BGC-Greater Milwaukee: St. Augustine CLC

Grades: **K4-8**

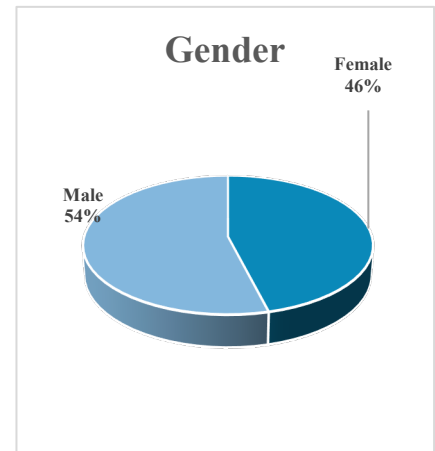
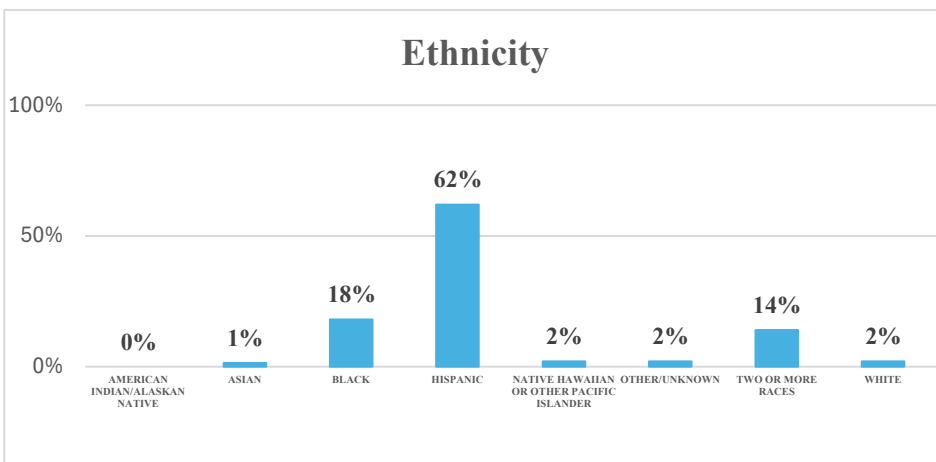
Member Served : **133**



This site served a total of 133 members in 2024-25 school year. These members attended CLC an average of 162 days.

1-29 Days	30-59 Days	60-89 Days	90+ Days	Total
27	4	15	87	133

## Member Demographics:



Grade Level Served	
PK	12
K	11
1	18
2	13
3	15
4	12
5	16
6	13
7	14
8	9

Economically Disadvantaged
<b>94%</b>

English Learners
<b>1%</b>

Members W/ Disabilities
<b>0%</b>

## Outcome Measures:

**Assessments:**

13% of St. Augustine CLC's Frequent Attenders reported a 1 to 2 score level increase in the Forward Reading/Language Art Exam.

15% of St. Augustine CLC's Frequent Attenders reported a 1 to 2 score level increase in the Forward Math Exam.

**Attendance:**

58% of St. Augustine CLC's Frequent Attenders reported a steady Day School attendance rate of 85% or more and/or Increased their attendance rate 90%.

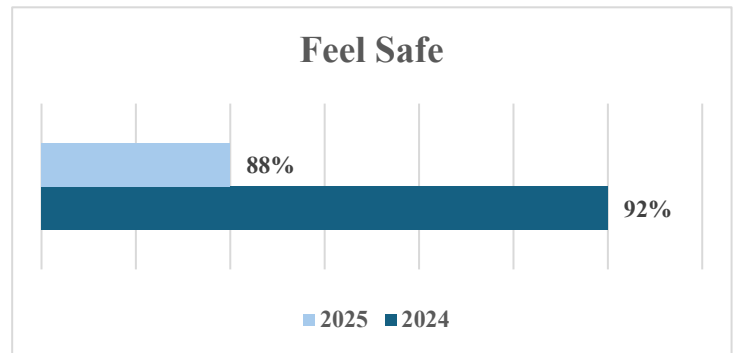
**School Engagement:**

47% of St. Augustine CLC's Frequent attenders reported a steady or increased GPA of 0.1 or higher.

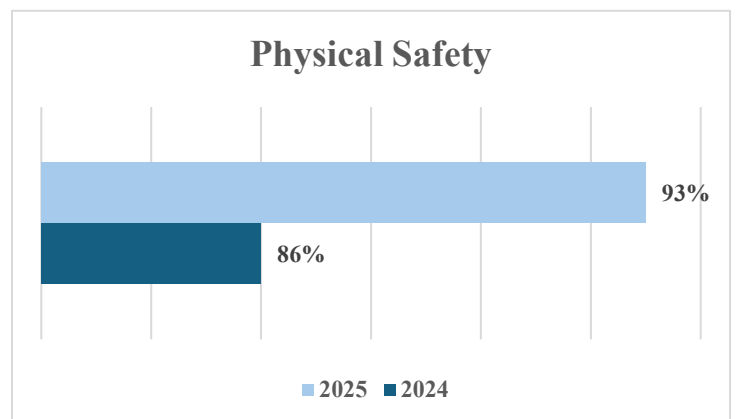
69% of St. Augustine CLC's Frequent Attenders Teacher's reported an increase in classroom participation & graded learning.

**Member Experience:**

88% of St. Augustine 's members feel safe from harm at the club.



93% of members say they feel safe at St. Augustine CLC then any other place they frequented compared to the 86% of members last year.



85% of St. Augustine 's members state that they enjoy coming to this club compared to the 71% last Year.

