

**BGC-Greater Milwaukee: Messmer (St. Rose) CLC**

Grades: **K4-8**

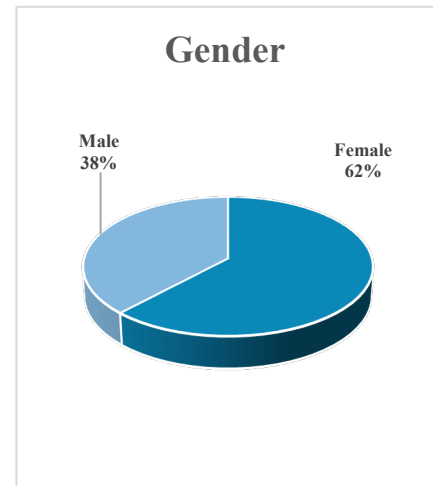
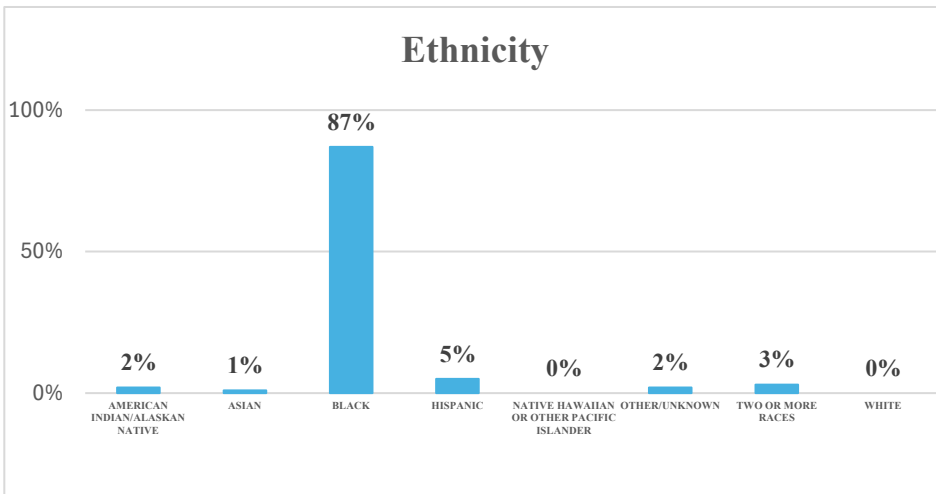
Member Served : **103**



This site served a total of 103 members in 2024-25 school year. These members attended CLC an average of 156 days.

1-29 Days	30-59 Days	60-89 Days	90+ Days	Total
8	11	17	67	103

**Member Demographics:**



Grade Level Served	
<b>PK</b>	3
<b>K</b>	6
<b>1</b>	8
<b>2</b>	14
<b>3</b>	5
<b>4</b>	15
<b>5</b>	13
<b>6</b>	13
<b>7</b>	12
<b>8</b>	14

Economically Disadvantaged

**99%**

English Learners

**2%**

Members W/ Disabilities

**3%**

**Outcome Measures:**

**Assessments:**

11% of Messmer St. Rose CLC's Frequent Attenders reported a 1 to 2 score level increase in the Forward Reading/Language Art Exam.

5% of Messmer St. Rose CLC's Frequent Attenders reported a 1 to 2 score level increase in the Forward Math Exam.

**Attendance:**

51% of Messmer St. Rose CLC's Frequent Attenders reported a steady Day School attendance rate of 85% or more and/or Increased their attendance rate 90%.

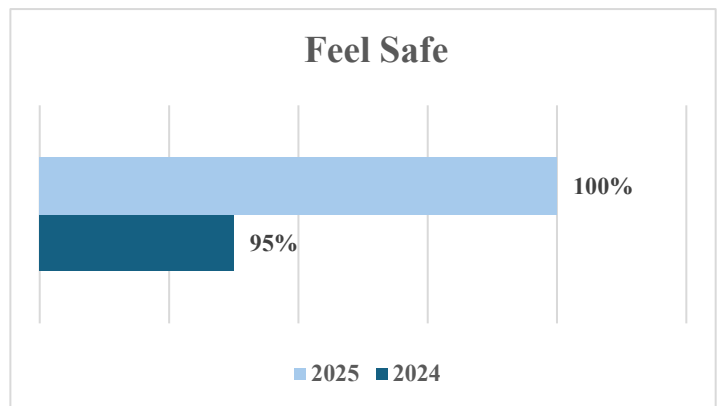
**School Engagement:**

73% of Messmer St. Rose CLC's Frequent attenders reported a steady or increased GPA of 0.1 or higher.

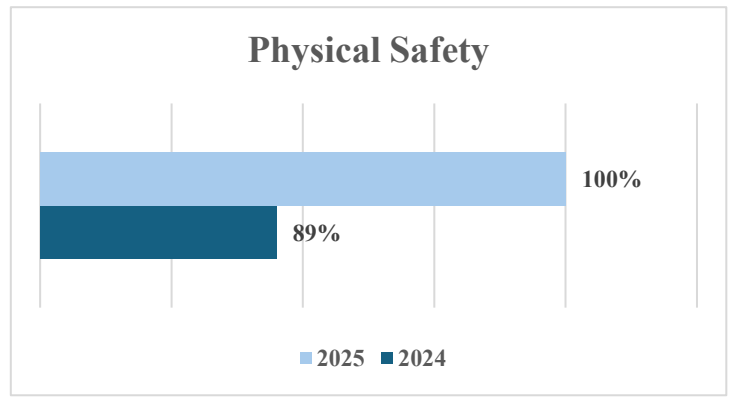
44% of Messmer St. Rose CLC's Frequent Attenders Teacher's reported an increase in classroom participation & graded learning.

**Member Experience:**

100% of Messmer St. Rose's members feel safe from harm at the club compared 95% last year.



100% of members say they feel safe at Messmer St. Rose' CLC then any other place they frequented compared to the 89% of members last year.



94% of Messmer St. Rose's members state that they enjoy coming to this club.

